

The 4.5 W, solar charge holding kit is designed to maintain all 12 V lead-acid batteries. It preserves the battery's charge and service life during prolonged periods of inactivity (e.g. long-term parking).

CLEAN ENERGY ANY TIME AND ANYWHERE



photovoltaic cells

- Capable of maintaining a current in all weathers, even in low-light or overcast conditions.
- Clean energy with no risk of interruption:
 - ✓ cost effective
 - ✓ eco-friendly

4.5 W FOR A WIDE RANGE OF APPLICATIONS



The 4.5 W, solar kit maintains the charge of any 12 V lead-acid battery for:

- Quad bikes and buggies
- Motorbikes and cars
- Caravans and mobile homes
- Boats and yachts

⚠ The device is not designed to remain permanently in use, it must be disconnected before the engine is started or before energy is drawn from the battery.




SUPPLIED WITH



Clips



Socket cigarette lighter



Four suction cups



A RELIABLE AND ROBUST CHARGING ACCESSORY



- Reverse polarity protection
- Durable, water-resistant casing






SIMPLE-TO-USE, DUAL CONNECTOR TECHNOLOGY

This kit can be connected to the battery in two different ways (by wire with interchangeable plugs, total length 2.8 m):

- directly to the battery terminals using the alligator clips
- from within the vehicle via the cigarette-lighter socket

The solar charge holding kit is very easy to set up:

1. Position the solar panel so that it faces the sun as much as possible. For example, on the vehicle's front or rear windows using the four suction cups provided.
2. Connect the alligator clamps or the 12 V DC socket to the solar panel and then to the battery or cigarette-lighter socket.
3. The charge holding will start as soon as the solar panel receives enough solar energy.

				
Solar	12 V	4.5 W	35 x 23 cm	0.8 kg
Solar	12 V	4.5 W	35 x 23 cm	0.8 kg