

The NEOPULSE 400 CW is a three-phase, pulsed, MIG/MAG generator developed for heavy industry. The NEOPULSE 400 CW is mobile and equipped with a cooling unit and a powerful reeling system, making it ideal for handling demanding pulsed applications. Both intuitive and highly practical, its digital interface makes adjusting the welding settings very easy.

MULTIPROCED WELDING

- **MIG/MAG :**
 - steel and stainless-steel wire: Ø 0.6 to 1.6 mm
 - aluminium wire: Ø 0.8 to 1.6 mm
 - CuSi and CuAl wire: Ø 0.8 to 1.6 mm
 - flux-cored wire: Ø 0.9 to 2.4 mm
- **MMA DC / Pulsed:** basic, rutile and cellulosic electrodes (up to Ø 6 mm).
- **TIG DC LIFT / PULSED.**
- **Gouging** (up to Ø 6.5 mm)

SMART

- **SYNERGIC mode:** After entering two data (material/gas torque or wire diameter), the NEOPULSE automatically determines the optimal welding conditions and automatically adjusts the settings (wire feed speed, voltage, current and arc length).

ACCURATE

- **Calibration** of welding accessories and motor reel speed, to adjust the displayed voltage measurement and improve energy data.
- **Energy,** data display and post-welding energy data is available according to standards EN1011-1, ISO/TR 18491 and QW-409.
- **Portability:** download/backup/transfer user JOBS and machine configuration information from a USB stick.
- **Tracking:** trace/record all welding stages, bead by bead, during industrial processing within the framework of standard EN ISO 3834.

OPTIMIZED MIG/MAG SETTINGS

6 MIG-MAG welding modes: Standard Dynamic, Standard Impact, Standard Root, Pulsed, Modularc and Manual. To learn more about GYS pre-installed user settings, scan the QR code or click [here](#).

MAXIMUM PRODUCTIVITY

- **4 microprocessors** increase calculation speeds and optimise the machine's efficiency.
- **High productivity** thanks to its high duty cycle (400 A @ 60%).
- **Compatible wire spools:** Ø 200 / 300 mm.
- **Can be connected to a robot/PLC** through a SAM control interface (optional).
- Dip coating of the entire power block for increased resistance.
- Powerful, electronically-controlled motor reel (100 W) with 4 driven rollers.
- High arc voltage for easy ignition and outstanding arc dynamics.

ERGONOMIC

- New, simplified interface focused on welders' browsing habits.
- Full machine updates and pre-installed user setting updates by USB key.
- Up to 500 welding programmes saved on the machine (can also be saved on USB stick).
- Current/voltage display during and after welding (DMOS/QMOS).
- User mode facilitates the shared use of the product with multiple users.
- A selection of main settings can be displayed on the screen (wire speed, average welding current, etc.).
- Smart ventilation management to reduce power consumption, dust extraction and machine noise.
- Compatible Push-Pull torch (24 V / 42 V).

ROBUST AND MOBILE

- Durable and strong: IP23 protection level for use in harsh environments, both indoor and outdoor.
- Remote control of the power source with two optional remote controls (digital or analogue).



Supplied without accessories

GYS synergies



Three interface levels for the user:

- Easy: simplified features
- Expert: full display
- Advanced: full access to all settings.

NEOPULSE 400 CW

Ref. 062061













TECHNICAL DATA

Supply voltage	3 x 400 V +/- 15%	
Mains protection (delayed)	32 A	
Duty cycle 10 min/40°C EN 60974-1	60 %	400 A
	100 %	360 A
Current range MIG-MAG / MMA / TIG	10 - 400 A	
No-load voltage	85 V	
Voltage under load	MIG-MAG	14.5 - 34 V
	MMA	20.4 - 36 V
	TIG	10.4 - 26 V
Max. output	%	91 %
No-load power consumption	MIG-MAG	37 W
	TIG	
	MMA	157 W

Wire speed	1 - 22 m/min	
Wirefeed motor	4 motorised rollers	
Original rollers	Ø 1.0/1.2 mm (steel)	
Roller diameter	37 mm (Type F)	
Filler wire Ø	Ø steel	0.6 - 1.6 mm
	Ø stainless steel	0.6 - 1.6 mm
	Ø flux-cored wire	0.9 - 2.4 mm
	Ø aluminium	0.8 - 1.6 mm
	Ø CuSi / CuAl	0.8 - 1.6 mm
Wire reel	weight / Ø min.	5 kg - 200 mm
	weight / Ø max.	18 kg - 300 mm
Cooling capacity	1 kW	
Protection rating	IP23	
Dimensions	960 x 510 x 850 mm	
Weight	78 kg	

ACCESSORIES AND CONSUMABLES

 <table border="1"> <tr> <td>Steel / Stainless steel</td> <td>Aluminium</td> </tr> <tr> <td>air liquid</td> <td>liquid</td> </tr> <tr> <td>450 A 4 m</td> <td>500 A 4 m</td> </tr> <tr> <td>045392</td> <td>041004</td> </tr> <tr> <td></td> <td>500 A 3 m</td> </tr> <tr> <td></td> <td>046160</td> </tr> </table>	Steel / Stainless steel	Aluminium	air liquid	liquid	450 A 4 m	500 A 4 m	045392	041004		500 A 3 m		046160	 <p>Earth cable 400 A - 4 m / 50 mm² 047853</p>	 <p>Electrode holder 500 A - 4 m / 50 mm² 043879</p>	 <p>Cooling liquid 5 l - 062511 10 l - 052246</p>	 <p>Filter kit 063143</p>		
Steel / Stainless steel	Aluminium																	
air liquid	liquid																	
450 A 4 m	500 A 4 m																	
045392	041004																	
	500 A 3 m																	
	046160																	
 <p>Remote control digital RC-HD2 062122</p>	 <p>Support RC-HD2 for trolley 037779</p>	 <p>RC-HD2 connection cable 2.8 m - 063907 6 m - 063914 11 m - 036925</p>	 <p>Analogue remote control RC-HA2 - 10 m 047679</p>	<p>GYS offers a wide range of compatible products for your machine.</p> <p>To learn more about them, scan the QR code:</p>														
 <table border="1"> <tr> <td colspan="3">Push-Pull torch - 8 m</td> </tr> <tr> <td>038738</td> <td>0.8 > 1.2 mm</td> <td>air</td> </tr> <tr> <td>038141</td> <td>0.8 > 1.2 mm</td> <td>liquid</td> </tr> <tr> <td>038745</td> <td>0.8 > 1.6 mm</td> <td>liquid</td> </tr> </table>	Push-Pull torch - 8 m				038738	0.8 > 1.2 mm	air	038141	0.8 > 1.2 mm	liquid	038745	0.8 > 1.6 mm	liquid				<p>Manual welding</p>	<p>Automation</p>
Push-Pull torch - 8 m																		
038738	0.8 > 1.2 mm	air																
038141	0.8 > 1.2 mm	liquid																
038745	0.8 > 1.6 mm	liquid																