

Dedicated for various dent pulling and straightening body shop operations, the GYSPOT EXPERT 400 is a high spec machine able to deliver up to 4500A of power. The welding current and welding duration are set separately for a more accurate control of the impact to galvanise and particularly thin steel sheet.

EQUIPMENT DESIGNED FOR PROFESSIONALS THAT REQUIRE COMPLETE CONTROL OF THEIR DENT PULLING PROCESS.

Designed to be connected to a 400V - 2ph power source with a 16A slow blow fuse, the GYSPOT EXPERT 400 can be used in two different modes:

- ✓ A **MANUAL** mode, where the operative can independently set the welding current and welding time to fit the requirements of a particular job/material thickness.
- ✓ A **SYNERGIC** mode : The machine will use the GYS Expert Engineers recommended settings. Simply select the tool to be used and the power is automatically set.








For extra control, two welding operations are available :

- ✓ **Automatic** operation: the Arc begins when the tool is in contact with the metal sheet.
- ✓ **Manual** operation: the Arc begins when the tool is in contact with the metal sheet and the trigger is pressed.



A COMPLETE, VERSATILE MACHINE

The EXPERT is designed to carry out multiple body shop tasks. The operative has the choice of 7 dedicated programs :

- 1  • Dent pulling operations
- 2  • welding of wavy wire or pulling rings
- 3  • Dent Removal using copper stars
- 4  • Carbon electrodes for steel shrinking
- 5  • Welding of keys for lateral rods
- 6  • Welding of rings for earth fixing
- 7  • Welding of studs to fix earth and connection cables to vehicle

SUPPLIED WITH ALL STANDARD ACCESSORIES REQUIRED TO OPERATE



▶ **1 GUN WITH TRIGGER**
ref. **057524** - 2 m - Ø 70 mm²



▶ **1 SPOTTER BOX PRO**
ref. **050075**



▶ **1 AUTOMATIC SABRE SHAPE HANDLE**
ref. **059207** - 3 m - Ø 70 mm²







Cable length :
earth : 2 m
power supply : 8 m

OPTIONS



▶ Trolley UNIVERSAL 800
ref. **051331**

▶ Trolley SPOT 1600
ref. **051348**

 50/60hz	 16 A (D)	ACTIVE POWER (KVA)	I RMS	I _{2max}	U ₂	 OK	 OK	DETECTION	 cm	 kg
400 V, 2ph	16 A (D)	19.4kVA	3200 A	4500 A	7,4 V	OK	OK	AUTO / MANUAL	22,5 x 36 x 23,5	31,5