

The **POWER PACK 520** is a portable power source that combines a lithium-ion battery with a pure sine wave inverter to recharge or power all types of electronic appliances. It produces a continuous voltage of 12 V and a 230 V power supply. Its 20 Ah storage capacity gives it sufficient capacity to keep most electrical appliances charged or running under any circumstances.

A MULTI-APPLICATION, PORTABLE POWER SOURCE

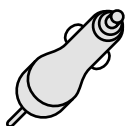
The POWER PACK 520 can be used in any location that requires an independent, electrical power source:

- On remote sites, far from any electrical facilities.
- On the move (on trains, boats or in cars) ensuring that mobile devices are even more self-reliant.
- Out in the field: It's perfect for camping, recreational vehicles, boating, fishing, DIY and outdoor pursuits.
- For powering and recharging power tools, lamps and other items for travelling professionals and craftspeople.


ADVANCED AND PROTECTED CONNECTIVITY

- The POWER PACK 520 boasts multiple connections offering a solution for both charging and operating a wide range of electronic devices:

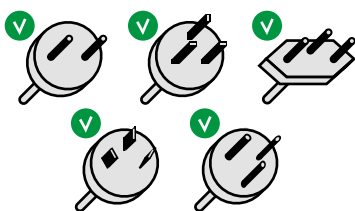
12 V cigarette lighter terminal



USB type-C input / terminal



Double AC socket 230 V / 50 Hz / 500 W




12 V - 10 A terminal (x2)



USB Quick Charge terminal
5V - 3A / 9V - 2A / 12V - 1.5 A

Dual USB single terminal
5V - 3.1 A (2.4 A max per terminal)



- It can be recharged in three different ways: 230 V charger - USB Type-C - Solar-powered charger, to keep this power source ready for any situation.
- On top of this, the machine is protected against short circuiting, overcurrents, overvoltages, undervoltages, overloading and overheating.

DESIGNED FOR OUTDOOR USE

- Sturdy handle.
- Compact and lightweight device (5.14 kg), ideal for moving around different locations.
- Fitted with an LED indicator light with three different lighting modes (standard, SOS and Flash).
- LED display screen indicates:
 - the internal battery's state of charge
 - the inputs and terminals used
 - current lighting mode
 - possible malfunctions



Loadmeters



Delivered with case and accessories



230 V AC adapter with charging cable



USB type-C cable

USAGE TIME		BATTERY		CONVERTER	INPUT		TERMINALS		DIMENSIONS					
50 W	8 h	Lithium		Pure Sine Wave	24V 2.5A	Type C 5V - 2A	12V	2	12V-10A	Type C	3	5V - 3A 9V - 2A 12V - 1.5A	264 x 234 x 163	5.14
		Capacity per cell	Full charge											
100 W	4 h	20 Ah	8 h	Pure Sine Wave	24V 2.5A	Type C 5V - 2A	12V	2	12V-10A	Type C	3	5V - 3A 9V - 2A 12V - 1.5A	264 x 234 x 163	5.14
250 W	1 h 40 min													
500 W	50 min													