



STARTPACK PRO 12.24 XL is an extremely powerful booster pack designed for heavy duty commercial use. In addition to exceptional power this unit is equipped with a highly sophisticated protection system making it the most advanced booster pack of its type on the market.

EXCEPTIONAL BOOST POWER IN 12V AND 24V

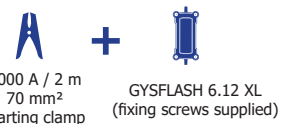
- Fitted with 2 x 50Ah Exide Spiral AGM internal batteries that can be used in any position, STARTPACK PRO 12.24 XL will deliver a very high starting current, up to 8500A peak.
- It is suitable for use on vehicles with AGM, EFB, gel, liquid batteries etc.
- Completely automated, it will only supply power when the vehicle ignition is turned on. No switching on the machine is required.
- Unique on the market, the 12.24 XL is specifically designed to deliver a starting current based on the battery's specific features, including for instance those requiring a very long warm-up time (helicopters, bio-gas buses, etc.). It can hold the supply of the boost for an adjustable time of up to 120 s in normal mode (300 s in SOS mode), in order to detect the optimal moment to deliver all its power instantaneously.

IDEAL FOR SITE WORK

- Designed to be heavily used, the unit is shock resistant and can be used in adverse weather.
- The heavy duty wheels and handle assist with operation in demanding locations
- STARTPACK PRO 12.24 XL is particularly recommended for the following applications: recovery vehicles, truck repair centres, commercial vehicle operators, agricultural maintenance workshops, bus or construction vehicles depots etc.



INCLUDED :



FUSES (not included)



COMPLETE SAFETY MANAGEMENT


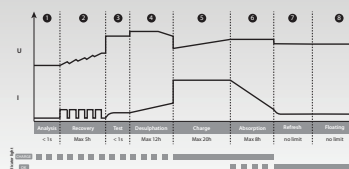
Smart Starter Management System

When using a traditional booster pack, there is little control over how much power is supplied to the battery in the vehicle and for how long, normally only via a basic control switch. Also, the operator has to manually select the correct voltage. When using the STARTPACK PRO 12.24 XL, the machine will automatically supply the exact power required. It will also prevent the operator from jump starting a vehicle where the battery is faulty or there is a short-circuit at the clamps or voltage selection error. This will protect the electronics in the vehicle, the user and maximise the lifetime of the internal batteries.



HIGH PERFORMANCE INTERNAL BATTER CHARGER

- STARTPACK PRO 12.24 XL is supplied with a 6A GYSFLASH 6.12 XL battery charger that will completely recharge the internal batteries in a few hours.
- The charger follows an advanced 8 step charging curve to keep the internal batteries in the best condition.
- The charger is compact, light, waterproof and detachable.



INSIDE		START				Incărcător	Bao vệ		siguranță	cm	kg
12V	1V/C	CC de pornire	Peak Battery	Peak Battery	ON/OFF		✓				
2x50 Ah Exide	12 V	1600 A	3000 A	8500 A	230 V 6 A	Auto	✓	300 A	2 x 2m ø70 mm²	52x43x104	71
	24 V	1400 A	2600 A	4250 A							